

Price Index



1 Width
3 Bending Radii



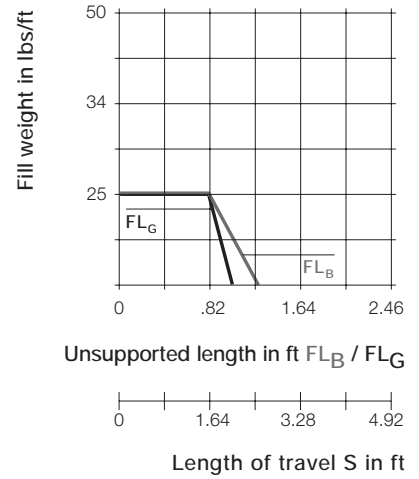
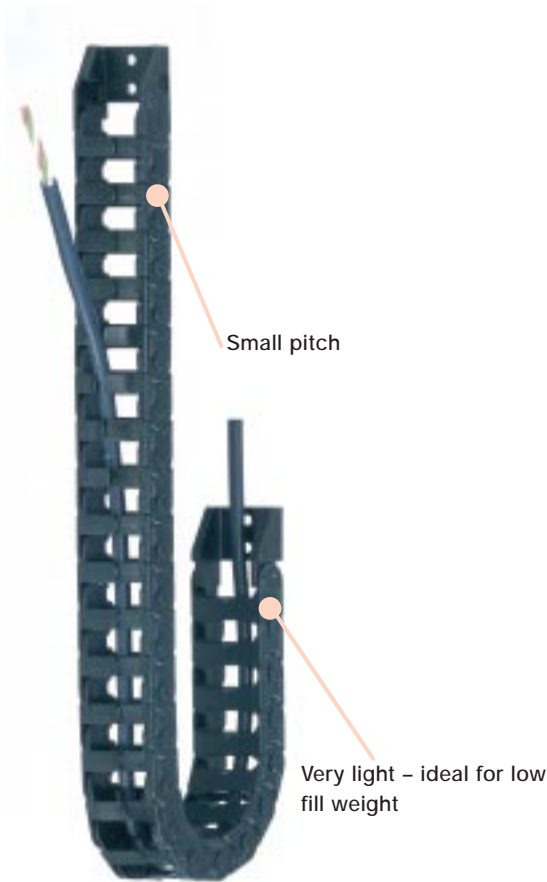
Standard mounting bracket



Quickfix: mounting bracket with pin
Call for availability



Quicksnap: the complete unit, detachable by hand
Call for availability

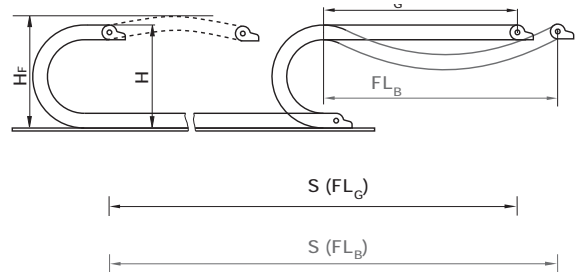


Product Range:

Inner Widths (Bi) inches (mm):	.63 (16)
Bending Radii (R) inches (mm):	.71 (018), 1.10 (028), 1.50 (038)
Pitch:	.51 in (13 mm)/link =
	23.47 links/ft (77 links/m)

Unsupported length

- FL_B = unsupported with permitted sag
- FL_G = unsupported with straight upper run



When to use the Series E045/Z045:

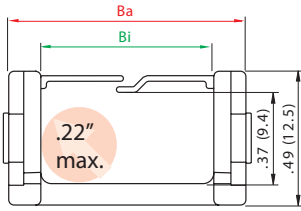
- If fast and easy installation of cables and hoses is required
- If a very small pitch is required



When not to use the Series E045/Z045:

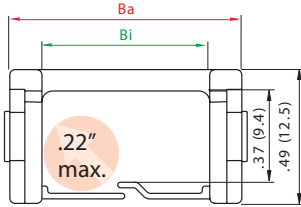
- If very quiet operation is required
 - ▶ Series 045 "micro", Chapter 4
- If high stability is required
 - ▶ Series 06 "micro", Chapter 4





Part No.	Bi	Ba	Bending Radii for ALL Widths	
E045-16	.63 (16)	.91 (23)		.71 (018)
				1.10 (028)
				1.50 (038)

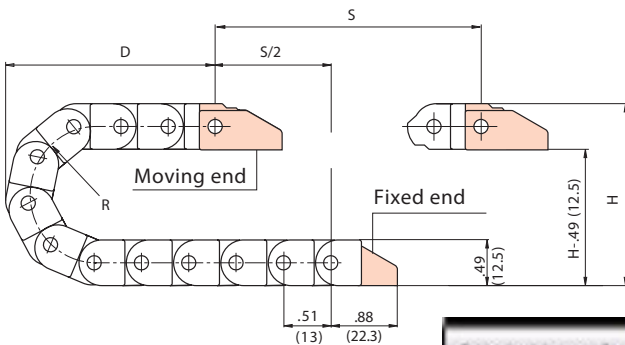
Supplement part number with required radius
for example, E045-16-028-0



Part No.	Bi	Ba	Bending Radii for ALL Widths	
Z045-16	.63 (16)	.91 (23)		.71 (018)
				1.10 (028)
				1.50 (038)

Supplement part number with required radius
for example, Z045-16-028-0

Installation Dimensions



R	.71 (018)	1.10 (028)	1.50 (038)
H*	1.97 (50)	2.76 (70)	3.54 (90)
D	1.57 (40)	1.97 (50)	2.36 (60)
K	3.74 (95)	4.72 (120)	5.71 (145)

*The required clearance height is $HF = H + .39$ (10) with .07 lbs/ft (0.1 kg/m) fill weight.
Please consult igus[®] if space is particularly restricted.

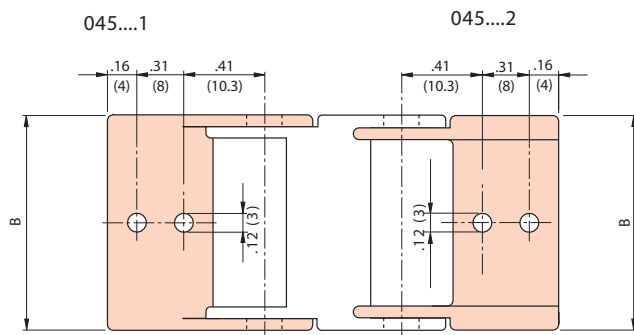
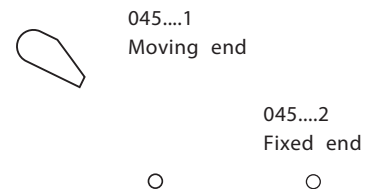
Pitch: = .51 (13 mm) per link
 Links per ft (m): = 23.47 (77)
 Chain length: = $\frac{S}{2} + K$



Mounting Brackets

Standard mounting bracket

- One-piece locked, mounting bracket
- Corrosion resistant
- Available pre-assembled



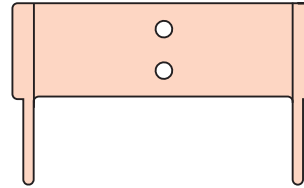
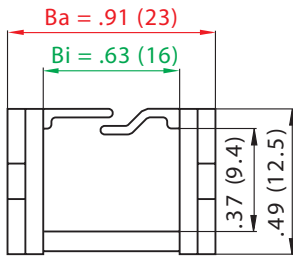
Chain Type	Part No.	Dimension B
	Full Set	in. (mm)
E/Z045-16	0450-16-12	.87 (22)

045...12 = Full set, each part with pin/bore
 045... 1 = Mounting bracket with bore
 045... 2 = Mounting bracket with pin



Order example

E045-16-



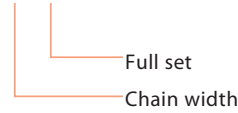
1. Chain selection:

E045-16-038-0



2. Mounting brackets:

0450-16-12



For 2.62 ft (0.8 m) chain, color black, with mounting brackets:

2.62 ft (0.8 m) E045-16-038-0 and 0450-20-12



Technical data

Chain Type	Weight Per Link		Weight	
	(oz.)	(g)	(lbs/ft)	(kg/m)
E045-16	0.049	(≈1.40)	0.073	(≈0.11)

Material (chain)	igumid NB
Material (mounting brackets)*	igumid G
Permitted temperature	-22°F/212°F (-30°C/+100°C)
Gliding speed max.	Conditionally suitable
Unsupported v max.	32.8 ft/s (10m/s)
Flammability class (chain)	VDE 0304 IIC UL94 V2
Flammability class (mounting brackets)*	VDE 0304 IIC UL94 HB

*Available in igumid NB upon request, please consult igus® for delivery time

- Details of material properties
- ▶ Design, Chapter 1