



Price Index



6 Widths and
3 Bending Radii




Mounting brackets with
and without tiwrap
plates



Quickfix: mounting
bracket with dowel
Call for availability

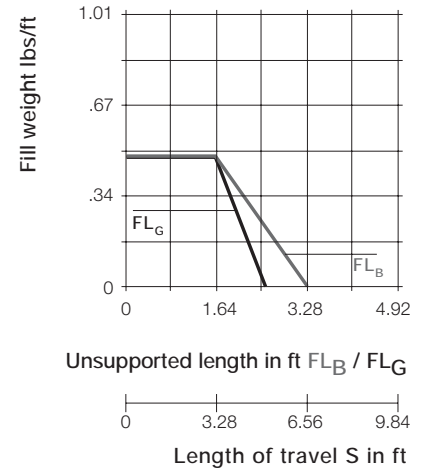


Quicksnap: the
complete unit, detach-
able by hand
Call for availability



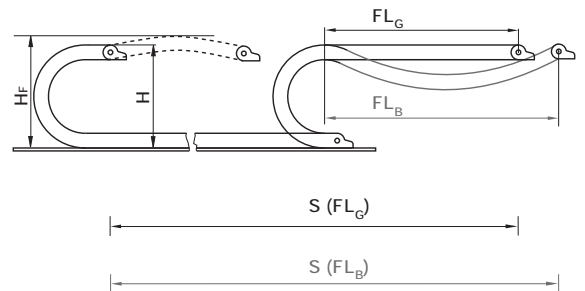
Small pitch for very smooth operation
15 links/ft (50 links/m)

High torsional rigidity



Unsupported length

- FL_B = unsupported with permitted sag
- FL_G = unsupported with straight upper run



Product range:

Inner Widths (Bi) inches (mm):	.39 (10), .63 (16), .79 (20), 1.18 (30), 1.57 (40), 1.97 (50)
Bending Radii (R) inches (mm):	1.10 (028), 1.50 (038), 1.89 (048)
Pitch:	.79 (20 mm)/link = 15.24 links/ft (50 links/m)



When to use the Series
E08/Z08:

- If price is an issue
- If fast and easy cable and hose accessibility is required
- If torsional rigidity and torque resistance are required
- If very quiet operation is required



When not to use the Series
E08/Z08:

- If a long unsupported length is required
▶ Series 09, Chapter 3
- "Z" Series unsuitable for gliding applications
▶ Series 09, Chapter 3

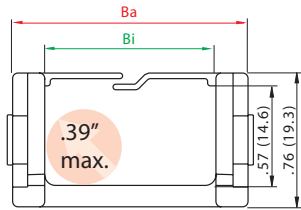


Series E08/Z08 "E-Z Chain"



E08
Z08

E08 (split crossbar along outer radius)



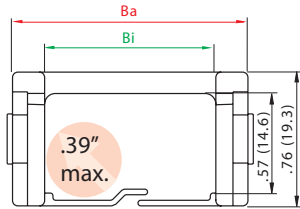
*For the -10 and -16 sizes the crossbars DO NOT overlap. There is a small gap between the crossbars.



Part No.	Bi	Ba	Bending Radii for ALL Widths	
*E08-10-	.39 (10)	.72 (18.2)		1.10 (028) 1.50 (038) 1.89 (048)
*E08-16-	.63 (16)	.95 (24.2)		
E08-20-	.79 (20)	1.11 (28.2)		
E08-30-	1.18 (30)	1.50 (38.2)		
E08-40-	1.57 (40)	1.90 (48.2)		
E08-50-	1.97 (50)	2.29 (58.2)		

Supplement part number with required radius
for example, E08-20-038-0

Z08 (split crossbar along inner radius)



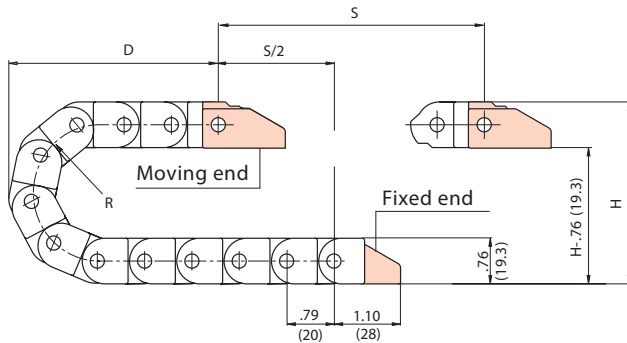
*For the -10 and -16 sizes the crossbars DO NOT overlap. There is a small gap between the crossbars.



Part No.	Bi	Ba	Bending Radii for ALL Widths	
*Z08-10-	.39 (10)	.72 (18.2)		1.10 (028) 1.50 (038) 1.89 (048)
*Z08-16-	.63 (16)	.95 (24.2)		
Z08-20-	.79 (20)	1.11 (28.2)		
Z08-30-	1.18 (30)	1.50 (38.2)		
Z08-40-	1.57 (40)	1.90 (48.2)		
Z08-50-	1.97 (50)	2.29 (58.2)		

Supplement part number with required radius
for example, Z08-20-038-0

Installation Dimensions



R	1.10 (028)	1.50 (038)	1.89 (048)
H*	2.99 (76)	3.78 (96)	4.57 (116)
D	2.36 (60)	2.75 (70)	3.15 (80)
K	5.12 (130)	6.30 (160)	7.48 (190)

*The required clearance height is $HF = H + .59 (15)$ with .20 lbs/ft (0.3 kg/m) fill weight. Please consult igus if space is particularly restricted.

Pitch: = .79 (20 mm) per link
 Links per ft (m): = 15.24 (50)
 Chain length: = $\frac{S}{2} + K$

Mounting Brackets

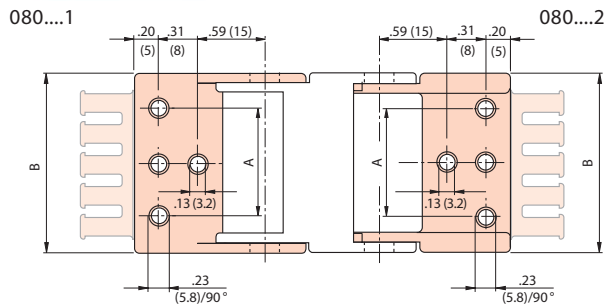
Option 1:

Without tiewrap plate



Option 2:

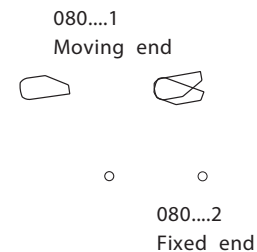
With tiewrap plate



Standard mounting bracket

- One-piece, locking bracket
- Corrosion-resistant
- Available pre-assembled
- Inner and outer attachment possible
- Bolting faces suitable for inside/outside
- Available with integrated tiewrap plates

080-10-12 – 080-20-12:
Center bores only
 080-30-12 – 080-50-12:
Outer bores only

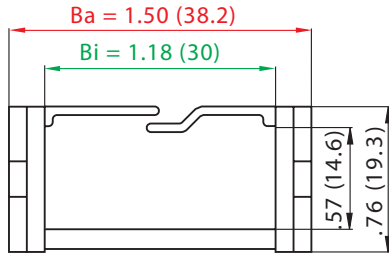


Chain Type	Part No. Set Full set with Tiewrap Plate	Part No. Mounting Bracket Set	Number of Teeth	Dimension A in. (mm)	Dimensions B in. (mm)
E08/Z08-10	080-10-12 PZ	080-10-12	1	- -	.72 (18.2)
E08/Z08-16	080-16-12 PZ	080-16-12	2	- -	.95 (24.2)
E08/Z08-20	080-20-12 PZ	080-20-12	2	- -	1.11 (28.2)
E08/Z08-30	080-30-12 PZ	080-30-12	3	.87 (22)	1.50 (38.2)
E08/Z08-40	080-40-12 PZ	080-40-12	4	1.26 (32)	1.90 (48.2)
E08/Z08-50	080-50-12 PZ	080-50-12	5	1.65 (42)	2.29 (58.2)

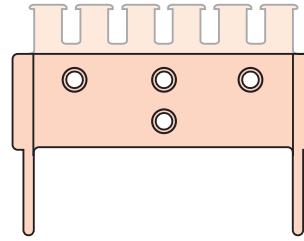
080...12 = Full set, each part with pin/bore
 080... 1 = Mounting bracket with bore
 080... 2 = Mounting bracket with pin



Order example

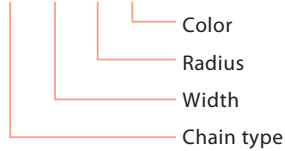


E 08-30-



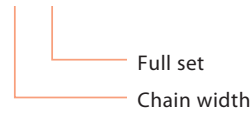
1. Chain selection:

E08-30-038-0



2. Mounting brackets:

080-30-12 PZ - With integrated strain relief tiewrap plate



For 16.4 ft (5m) chain, color black, with mounting brackets:

16.4 ft (5m) E08-30-038-0 and 0850-30-12 PZ



Technical data

Chain Type	Weight Per Link		Weight	
	(oz.)	(g)	(lbs/ft)	(kg/m)
E08/Z08-10	0.09	(≈ 2.7)	0.141	(≈ 0.21)
E08/Z08-16	0.11	(≈ 3.1)	0.161	(≈ 0.24)
E08/Z08-20	0.11	(≈ 3.2)	0.168	(≈ 0.25)
E08/Z08-30	0.13	(≈ 3.6)	0.188	(≈ 0.28)
E08/Z08-40	0.14	(≈ 4.0)	0.208	(≈ 0.31)
E08/Z08-50	0.17	(≈ 4.8)	0.249	(≈ 0.37)

Material (chain)	igumid NB
Material (mounting brackets)*	igumid G
Permitted temperature	-22°F/212°F (-30°C/+100°C)
Gliding speed max.	Conditionally suitable
Unsupported v max.	32.8 ft/s (10m/s)
Flammability class (chain)	VDE 0304 IIC UL94 V2
Flammability class (mounting brackets)*	VDE 0304 IIC UL94 HB

*Available in igumid NB upon request, please consult igus for delivery time

- Details of material properties
- ▶ Design, Chapter 1