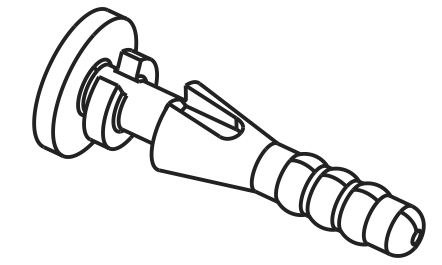
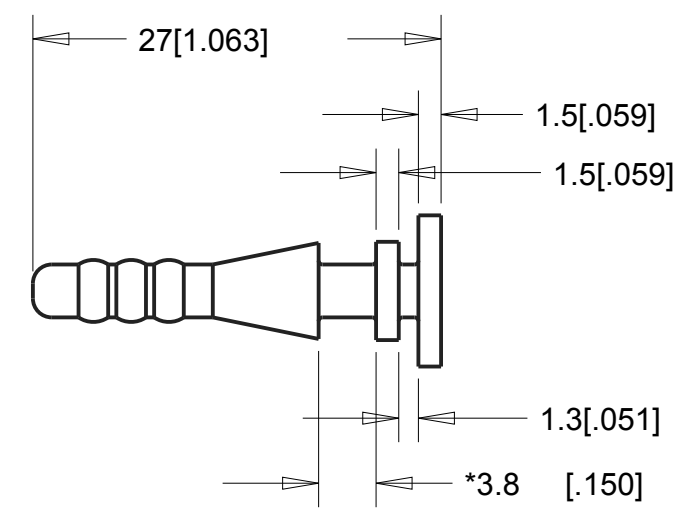
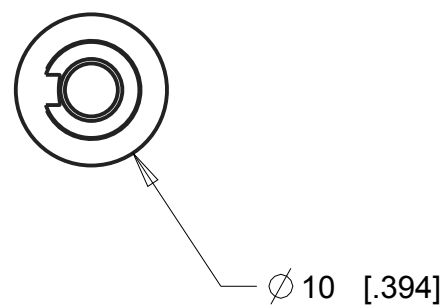
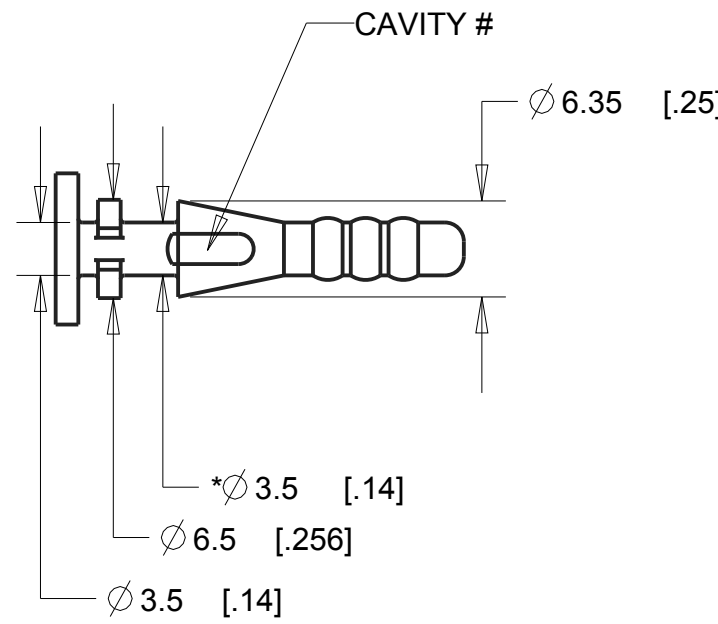




REVISIONS				
DRAWN	REV	DESCRIPTION	DATE	APPROVED
DR	00	ORIGINAL	9-6-00	
PM	01	NEW FORMAT, IMPROVED DIMENSIONING	8-24-05	JS
KP/TC	02	UPDATED FORMAT, NOTES, TOLERANCES, ADDED WEIGHT, CAVITY LOCATION, MISSING DIMS AND -X TO NAMING CONVENTION.	9-8-11	MS
TC	03	ADDED 6.5MM DIA CALLOUT	11-2-11	MS



F-345-V2375	V-2375
F-345-V2325	V-2325
F-345-C8012	C-8012
F-345-C8002	C-8002
F-345-C8001	C-8001
F-345-3	C-1100
F-345-2	C-1105
F-345-1	C-1002
PART NUMBER	MATERIAL

RANGE	TOL
0<DIM<=2 [0.078]	± 0.15 [.006]
2 [0.078]<DIM<=25 [0.98]	± 0.25 [.010]
25 [0.98]<DIM<=50 [1.969]	± 0.4 [.016]
50 [1.969]<DIM	± 0.6 [.024]

- 3. MAX DRAFT: 2°.
- 2. CRITICAL DIMENSIONS SHALL HAVE Cpk VALUE >= 1.33 WITH ONGOING SPC DATA REQUIRED.
- 1. CRITICAL DIMENSIONS ARE MARKED WITH "\*".

NOTES:

UNLESS OTHERWISE SPECIFIED UNITS ARE: MM [IN] TOLERANCE FOR ANGLES: ±1.0°	MATERIAL: <b>SEE TABLE ON LEFT</b>	AEARO TECHNOLOGIES LLC * a 3M company		
	ALLOWABLE FLASH: .12MM [.005]	QUALITY CONTROL: MUST COMPLY WITH E-A-R SPECIALTY COMPOSITES SUPPLIER QUALITY MANUAL REQUIREMENTS	TITLE <b>F-345 FAN MOUNT</b>	
GATE: ±.25MM [.010]	NOTES: ANY FEATURE NOT DIMENSIONED IN PRINT MUST BE VISIBLY PRESENT, UTILIZE 3D CAD FOR CREATION	SIZE <b>B</b>	DRAWING NO. <b>F-345-X</b>	PAGE NO. <b>1 OF 1</b>
0.59 GRAM REF				